

# KWIKFIN PAYMENT THROUGH AIRTEL MONEY



*Convenient. Anytime.*

## 488

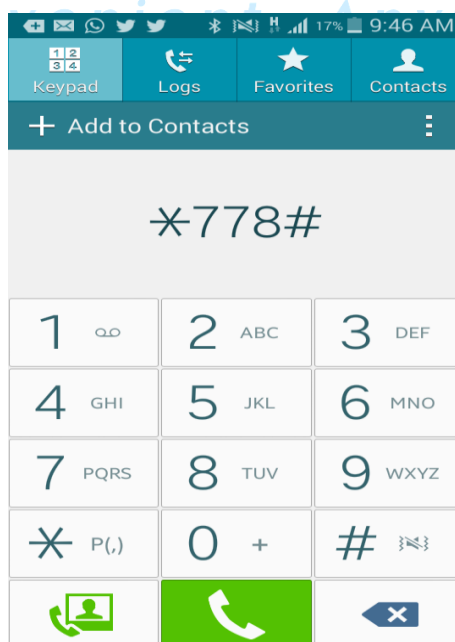
### 1. HOW DOES ONE PAYMENT BACK?

To pay back your KwikFin loan using Airtel Money, See below the steps.

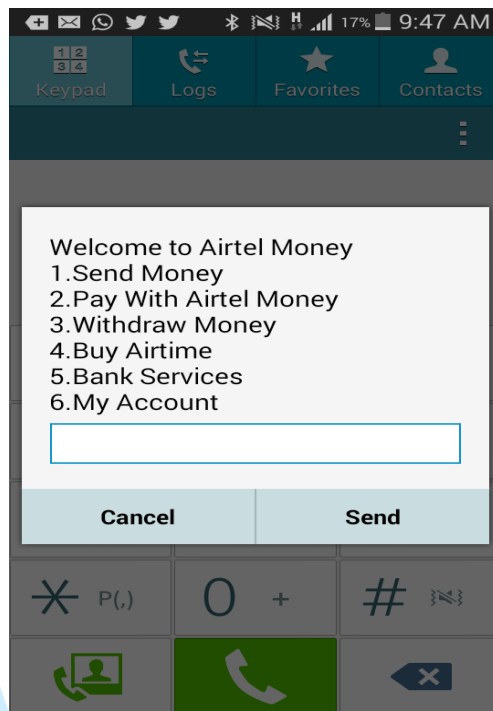
**Dial \*778# > Pay with Airtel Money > Buy Goods > Other Merchants > Enter Business Name (KWIKFIN)**

### 2. STEP BY STEP PROCESS OF PAYING BACK THROUGH AIRTEL MONEY?

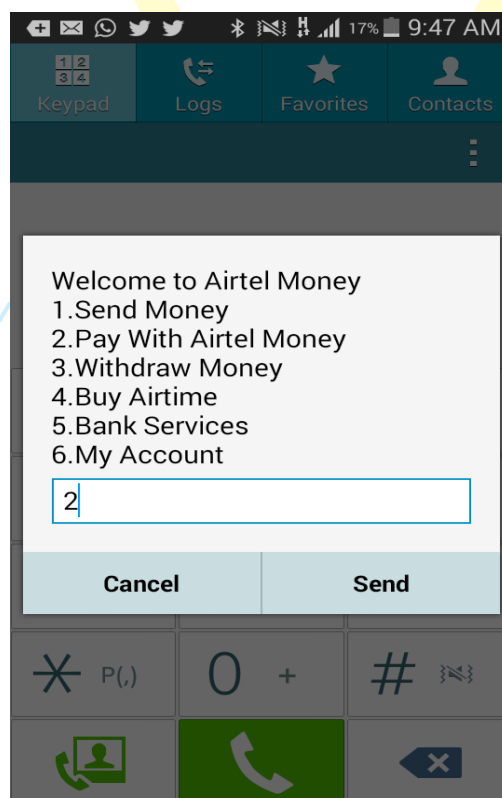
2.1 Dial \*778# on your Airtel line as show below



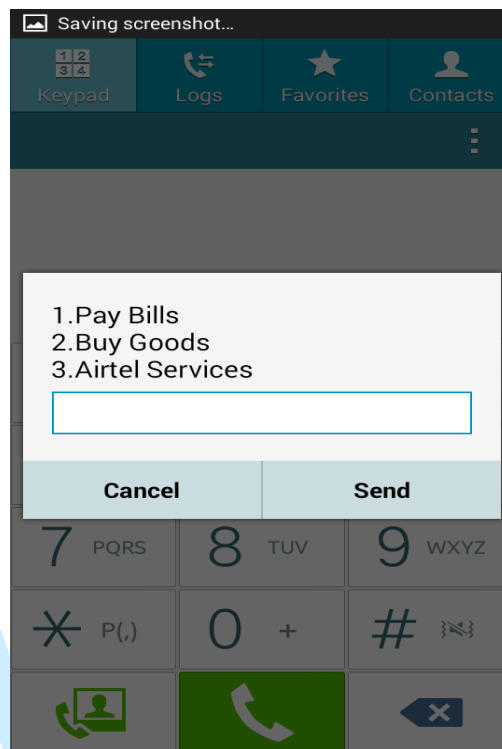
## 2.2 The screen below will pop up



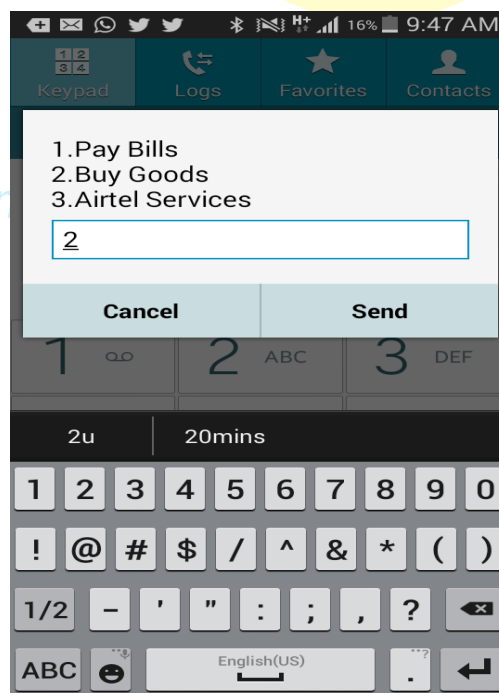
## 2.3 Select Option 2 'Pay with Airtel Money' as show below and dial send



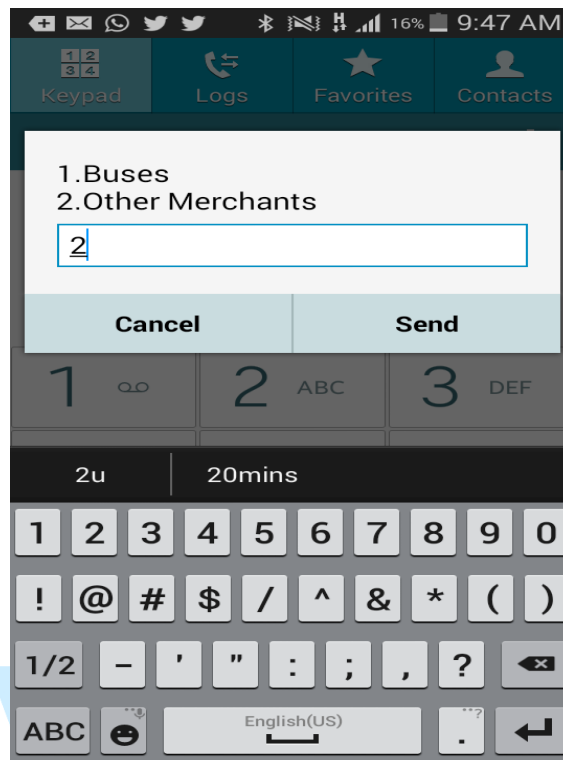
2.4 After selecting Option 2 'Pay with Airtel Money' and dialling send, the screen below will pop



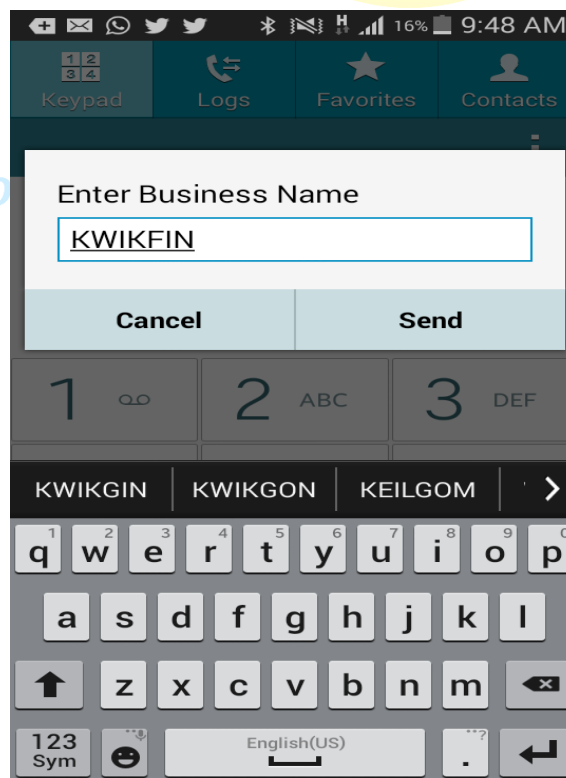
2.5 Select Option 2 'Buy Goods' as show below and dial send



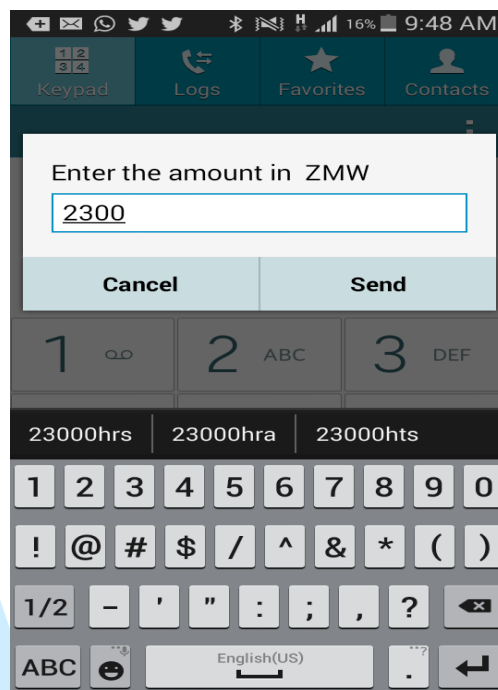
2.6 After selecting Option 2 'Buy Goods' and dialling send, the screen below will pop



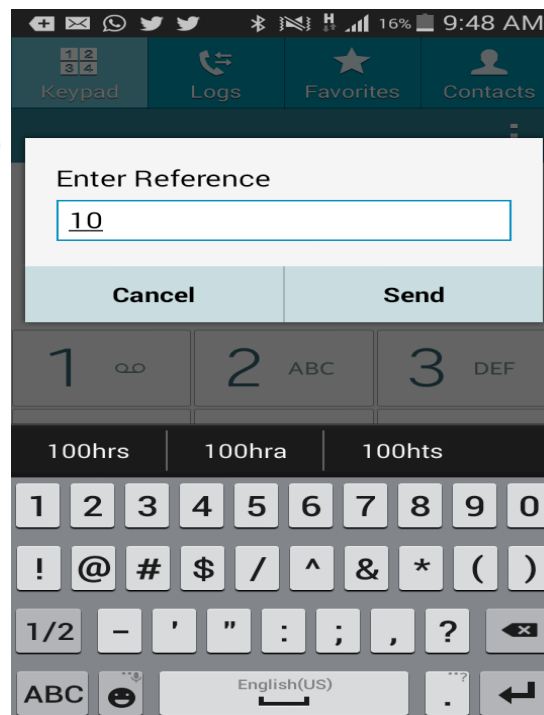
2.7 After selecting Option 2 'Other Merchants' and dialling send, the screen below will pop. Enter the name 'KWIKFIN' and dial send.



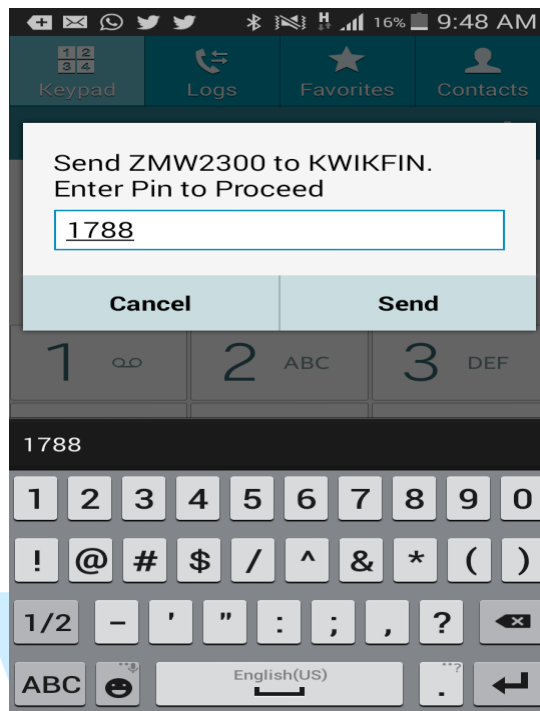
2.8 After Dialling Send, the screen below will appear where you are required to **Enter Amount to pay back**. This is the amount owed plus 15% service charge. See screenshot below.



2.9 After Entering the amount owed , Dial Send and you'll be required to **Enter a reference Number**, Kindly Enter any two or three digits as shown below



2.10 After **Entering the reference number**, Dial Send and you'll be required to Enter your PIN. After entering your PIN, the amount you inputted will be sent to KwikFin for settlement of your loan.



Call: 0977599006 | 0966222488 | email: [info@laplacezambia.com](mailto:info@laplacezambia.com) | [www.facebook.com/KwikFin](http://www.kwikfinmobile.com) | <http://www.kwikfinmobile.com>

*Convenient. Anytime.*